

Borgia

Linea Kebana

— maestoso
imponente

— kebana
borgia,
percezioni
immortali

Intonachino decorativo a base calce
Decorative lime-based coating

Borgia

Linea Kebana

Designed and made in Italy
by

Colorificio Adriatico srl Industria Italiana Colori
Company with quality system certified
by DNV GL =ISO 9001=
Italia _ 61030 Lucrezia PU
+39.0721.897100
www.colorificioadriatico.it

skooter.it

Adriatico

Adriatico



Kebana Borgia, un rivestimento composto da idrato di calce, selezionate sabbie di marmo ed inerti pregiati. Kebana Borgia si presenta con un aspetto simile al marmo, semi-lucido e compatto. È possibile impreziosirlo con Mica prima della colorazione e garantirne una maggiore durata nel tempo con una cera protettiva. Kebana Borgia, elegante finitura che protegge e decora ambienti di pregio. Adatto per interno ed esterno.

Intonachino decorativo a base calce
Decorative lime-based coating

Borgia

Linea Kebana

Kebana Borgia, a blended coating made of hydrated lime, selected marble powder and fine aggregates. Kebana Borgia, with a marble-like appearance, semi-gloss and compact finish. Add Mica before the colouring to enhance its beauty and use a protective wax to guarantee greater durability. Kebana Borgia, elegant mineral finish which protects and adds beauty to luxury surroundings. Suitable for interior and exterior use.



BA100

Effetto pietra liscia con cera _ Smooth stone effect with wax



BA209

Effetto pietra liscia con mica _ Smooth stone effect with mica



BA262


Effetto travertino con cera _ Travertine effect with wax




BA 126



BA 223



BA 259




BA 261




BA 123



BA 127



BA 224




BA 247




BA 262




BA 121



BA 225




BA 254




BA 111




BA 249




BA 248



BA 105



BA 246



BA 106



BA 108




BA 114



BA 203



BA 219



BA 205



BA 221



BA 220



BA 204


Applicare Kebana Borgia in due strati con spatola inox, rifinire la superficie con spatola gloss inox per stucchi prima dell'asciugatura definitiva.

Apply two coats of Kebana Borgia with a stainless steel trowel, finish off by using a stainless steel gloss finishing trowel before the product is completely dry.





BA 122




BA 218




BA 202




BA 209



BA 216




BA 217



BA 215



BA 210



BA 208




BA 136



BA 268



BA 227



BA 117

effetto travertino



BA 200



BA 201



BA 206



BA 207

Applicare uno strato di Kebana Borgia con una spatola inox, attendere 8 ore ed applicare una seconda mano di Kebana Borgia. Sul prodotto ancora umido, andare ad eseguire una serie di incisioni con un tampone tipo zerbino, simulando le cavità caratteristiche del travertino. Lasciare asciugare per qualche minuto e rasare con spatola inox fino ad ottenere l'effetto desiderato.



BA 207 _ effetto travertino

Apply one coat of Kebana Borgia with a stainless steel trowel, wait at least 8 hours and apply another coat of Kebana Borgia. Use a dragger stippler pad to produce an engraved effect whilst the product is still wet, simulating the pitted surface typical of Travertine marble. Leave to dry for a few minutes, then polish with a stainless steel trowel until the desired effect is reached.



BA 211



BA 134

Borgia

Linea Kebana

Possono esserci lievi differenze tra i colori di questo catalogo e quelli di produzione. Controllare sempre il colore con la luce diurna indiretta o lampade opportunamente tarate.
There may be slight differences between the sample color cards and the actual color produced.
Always check colors in indirect daylight or with lights suitably adjusted.