

dolcevita
Linea Kebana

Designed and made in Italy
by

Colorificio Adriatico srl Industria Italiana Colori
Company with quality system certified
by DNV GL =ISO 9001=
Italia _ 61030 Lucrezia PU
+39.0721.897100
www.colorificioadriatico.it

sikoter.it

Adriatico



Finitura decorativa opaca
con riflessi lievemente perlati
Decorative matt coating
with soft pearl effect

eleganza
e passioni

kebana
dolcevita
emozioni
senza
tempo

dolcevita
Linea Kebana

Adriatico

dolcevita

Linea Kebana

Rendi i tuoi ambienti moderni con Kebana Dolcevita. Grazie al suo effetto "cemento dilavato" con dettagli metallizzati e perlato, si abbina piacevolmente con l'attuale stile industriale. Una finitura materica e semplice da applicare, moderatamente opaca e disponibile nelle varianti oro e argento.


Give a modern look to your spaces with Kebana Dolcevita, a decorative coating characterized by a soft metallic, matt finish and gentle pearl details. With its "washed-out concrete" effect, it fits perfectly into the modern industrial style. Kebana Dolcevita with a textured, trowelled finish, easy to apply and available in gold and silver finishes.



Finitura decorativa opaca con riflessi lievemente perlato
Decorative matt coating with soft pearl effect



dolcevita
Linea Kebana



DA 221




DA 218



DA 220



DA 217



DA 212



DA 215



DA 213



DA 216



DA 227



DA 229



DA 209




DA 211

argento




DO 153




DO 150



DO 152



DO 145



DO 138




DO 149



DO 134



DO 146




DO 133




DO 140



DO 143




DO 155



DO 148



DO 157



DO 131

oro



dolcevita
Linea Kebana

dolcevita

Linea Kebana




DA 205




DA 201

Applicare, su uno strato di Kebana Decoprimer, a distanza di 8 ore, una prima mano di Kebana Dolcevita in abbondanza, a spatola inox, eseguendo movimenti verticali. Applicare, dopo 8 ore, una seconda mano di Kebana Dolcevita eseguendo nuovamente movimenti verticali fino ad ottenere la texture desiderata.


On a surface treated with Kebana Decoprimer, apply one coat of Kebana Dolcevita, with a generous quantity of product, using a stainless steel trowel and making vertical movements with the tool. Wait at least 8 hours and apply a second coat of Kebana Dolcevita, whilst the surface is still wet make vertical movements with a stainless steel trowel until the desired texture is reached.




DA 223




DA 226




DA 222



DA 225



DA 228




DA 214


DA 206 _ effetto dilavato




effetto
dilavato



DA 207




DA 206



DA 202



DA 203



DA 208



DO100



DA200

Kebana Dolcevita

Finitura decorativa opaca
con riflessi lievemente perlati

Decorative matt coating
with soft pearl effect

Su uno strato di Kebana Decoprimer diluito, applicare a distanza di 8 ore una mano di Kebana Dolcevita con spatola inox a rasare. Dopo almeno 8 ore, applicare un secondo strato di materiale e, col prodotto ancora umido, ripassare con spatola inox fino ad ottenere l'effetto desiderato. Uso interno. Resa: 6-8 m²/L per mano. Diluizione: pronto all'uso.

After the application of a diluted layer of Kebana Decoprimer wait 8 hours and then apply one coat of Kebana Dolcevita using a stainless steel trowel, until a compact finish is reached. After at least 8 hours, apply a second coat of Kebana Dolcevita as before and trowel finish to achieve the desired effect, whilst the product is still damp. For interior use. Coverage: 6-8 m²/L per coat. Dilute: ready to use.

dolcevita
Linea Kebana